



SAN BERNARDINO
COUNTY



FIRE PROTECTION DISTRICT

**FIRE PROTECTION DISTRICT
SUMMARY**

	<u>Page #</u>	<u>Requirements</u>	<u>Sources</u>	<u>Use of (Contribution to) Fund Balance</u>	<u>Staffing</u>
<u>SPECIAL REVENUE FUNDS</u>					
SAN BERNARDINO COUNTY FIRE PROTECTION DISTRICT	592				
ADMINISTRATION	595	18,452,109	14,052,953	4,399,156	190
MOUNTAIN REGIONAL SERVICE ZONE	598	15,608,844	15,608,844	0	95
NORTH DESERT REGIONAL SERVICE ZONE	601	43,964,603	41,236,506	2,728,097	234
SOUTH DESERT REGIONAL SERVICE ZONE	605	11,747,012	9,444,044	2,302,968	82
VALLEY REGIONAL SERVICE ZONE	608	36,778,678	34,429,179	2,349,499	173
COMMUNITY FACILITIES DISTRICT 2002-2	611	285,500	285,500	0	0
HAZARDOUS MATERIALS	613	8,170,981	7,370,981	800,000	47
HOMELAND SECURITY GRANT PROGRAM	616	5,012,602	5,012,602	0	0
HOUSEHOLD HAZARDOUS WASTE	618	3,097,200	3,097,200	0	33
OFFICE OF EMERGENCY SERVICES	621	2,866,325	2,866,325	0	19
TOTAL SPECIAL REVENUE FUNDS		<u>145,983,854</u>	<u>133,404,134</u>	<u>12,579,720</u>	<u>873</u>

	<u>Page #</u>	<u>Requirements</u>	<u>Sources</u>	<u>Use of (Contribution to) Fund Balance</u>	<u>Staffing</u>
TERM BENEFITS AND CAPITAL REPLACEMENT SET-ASIDES	624	16,933,749	443,802	16,489,947	0



SAN BERNARDINO COUNTY FIRE PROTECTION DISTRICT

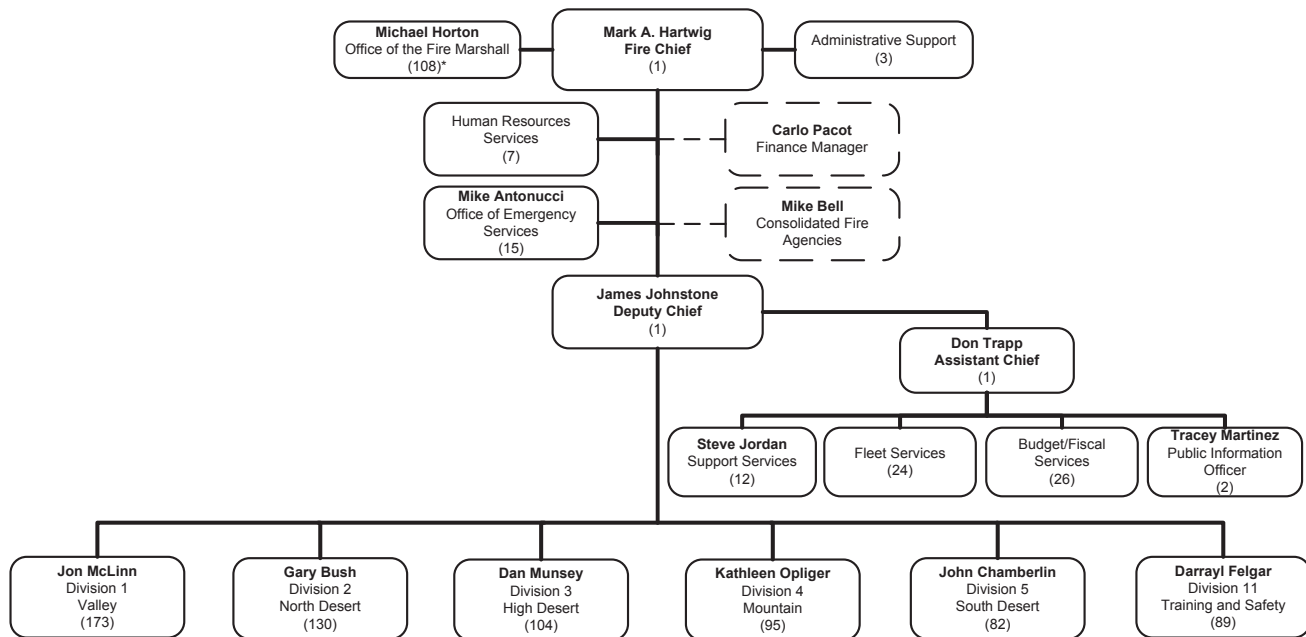
Mark A. Hartwig

DEPARTMENT MISSION STATEMENT

San Bernardino County Fire is a community based all-risk emergency services organization dedicated to the health and well-being of the citizens of San Bernardino County through a balance of regionalized services delivery and accountability to the local community.



ORGANIZATIONAL CHART



*Note: Office of the Fire Marshal includes the Hazardous Materials Division and the Household Hazardous Waste Program

FIRE PROTECTION DISTRICT



2015-16 SUMMARY OF BUDGET UNITS

2015-16						
	Requirements	Sources	Net County Cost	Use of / (Contribution to) Fund Balance	Use of / (Contribution to) Net Position	Staffing
Special Revenue Funds						
Administration	18,452,109	14,052,953		4,399,156		190
Mountain Regional Service Zone	15,608,844	15,608,844		0		95
North Desert Regional Service Zone	43,964,603	41,236,506		2,728,097		234
South Desert Regional Service Zone	11,747,012	9,444,044		2,302,968		82
Valley Regional Service Zone	36,778,678	34,429,179		2,349,499		173
Community Facilities District 2002-2	285,500	285,500		0		0
Hazardous Materials	8,170,981	7,370,981		800,000		47
Homeland Security Grant Program	5,012,602	5,012,602		0		0
Household Hazardous Waste	3,097,200	3,097,200		0		33
Office of Emergency Services	2,866,325	2,866,325		0		19
Total Special Revenue Funds	145,983,854	133,404,134		12,579,720		873
Total - All Funds	145,983,854	133,404,134	0	12,579,720	0	873

2014-15 MAJOR ACCOMPLISHMENTS

- Established four Inmate Fire Crews in collaboration with the Sheriff's Department.
- Trained and graduated 27 Fire Fighter trainees of the 31 candidates enrolled in the Fire Fighter Training Academy.
- Converted 42 Limited Term Fire Fighter Paramedics in County Fire's ambulance stations to regular non-safety ambulance operators.
- Initiated training for the pilot Community Paramedic program to reduce hospital readmissions, in collaboration and partnership with the Arrowhead Regional Medical Center (ARMC).

DEPARTMENT PERFORMANCE MEASURES

COUNTY GOAL: OPERATE IN A FISCALLY-RESPONSIBLE AND BUSINESS-LIKE MANNER		Measure	2013-14 Actual	2014-15 Target	2014-15 Actual	2015-16 Target
OBJECTIVE	Invest County resources in ways which create more ongoing revenue to reinvest in maintaining and improving services.	Percentage decrease in delinquent accounts for all fees billed.	N/A	30%	0%	30%
STRATEGY	Implement electronic payment options for customers to help reduce delinquent bills.					
COUNTY GOAL: OPERATE IN A FISCALLY-RESPONSIBLE AND BUSINESS-LIKE MANNER		Measure	2013-14 Actual	2014-15 Target	2014-15 Actual	2015-16 Target
OBJECTIVE	Implement information management best-practices that will fully utilize available technology, unify platforms and move toward a standardized enterprise approach.	Ambulance billing collection rate.	30%	38%	27%	34%
STRATEGY	Implement electronic patient care reporting and ambulance billing using electronic tablets, web based software, and support from ICEMA to improve collection rate.					
COUNTY GOAL: OPERATE IN A FISCALLY-RESPONSIBLE AND BUSINESS-LIKE MANNER		Measure	2013-14 Actual	2014-15 Target	2014-15 Actual	2015-16 Target
OBJECTIVE	Invest County resources in ways which create more ongoing revenue to reinvest in maintaining and improving services.	NEW	N/A	N/A	N/A	35%
STRATEGY	Participate in the Federally funded Ground Emergency Medical Transport (GEMT) cost reimbursement program.	Ambulance revenues as a percentage of total ambulance operations cost.				
STRATEGY	Implement billing of First Responder Fee.					
STRATEGY	Contract with Medi-Cal managed care providers to participate in federal Medicaid fund reimbursements for ambulance transports through the Intergovernmental Transfer (IGT) funding mechanism.					



DEPARTMENT PERFORMANCE MEASURES CONTINUED

COUNTY GOAL: PROVIDE FOR THE SAFETY, HEALTH AND SOCIAL SERVICES NEEDS OF COUNTY RESIDENTS		Measure	2013-14 Actual	2014-15 Target	2014-15 Actual	2015-16 Target
OBJECTIVE	Partner with County and non-County agencies and maximize the use of Federal and State programs and funding to address the public health, safety and social service needs of County residents and move participants to self-sufficiency.	Percentage reduction in the number of hospital readmissions to ARMC for Medicare patients.	N/A	40%	0%	30%
STRATEGY	In collaboration and partnership with the Arrowhead Regional Medical Center (ARMC), implement a pilot community paramedic program to reduce hospital readmissions.					

FIRE PROTECTION DISTRICT



Fire Administration

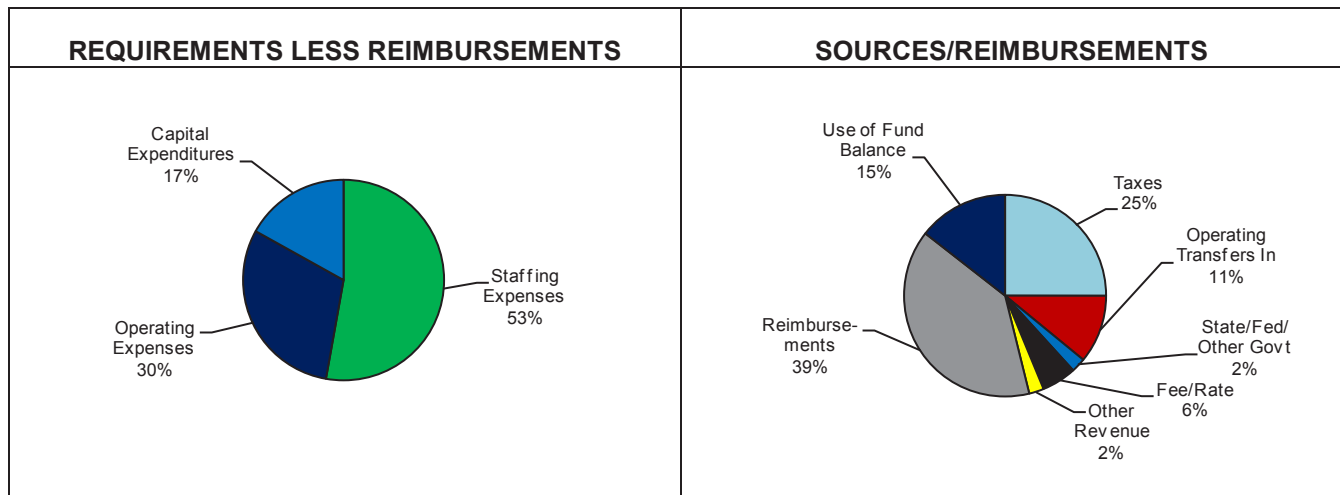
DESCRIPTION OF MAJOR SERVICES

The San Bernardino County Fire Protection District (County Fire), with jurisdiction encompassing 16,535 square miles, operates 63 fire stations and 11 facilities within four Regional Service Zones (Mountain, North Desert, South Desert and Valley) and serves more than 60 unincorporated communities, the City of Grand Terrace, and the Town of Yucca Valley. Additionally, County Fire contracts with four cities (Adelanto, Needles, Victorville, Hesperia) and the City of Fontana's independent fire protection district to provide fire protection services to those cities.

Budget at a Glance	
Requirements Less Reimbursements	\$30,444,286
Sources/Reimbursements	\$26,045,130
Use of / (Contribution to) Fund Balance	\$4,399,156
Total Staff	190

County Fire is an all-risk fire department providing emergency mitigation and management for fire suppression, emergency medical services (paramedic and non-paramedic), ambulance services, hazardous materials (HAZMAT) response, arson investigation, technical rescue including water borne, flooding and mudslide, winter rescue operations, hazard abatement, terrorism and weapons of mass destruction. Other significant services/programs include Helicopter Rescue, Dozer, fire abatement Hand Crews, Inmate Hand Crews, Honor Guard, and Firefighter recruitment that involves a fire training tower. As part of disaster preparation, response, and mitigation, the department's Office of Emergency Services specifically provides support and assistance to the 24 cities and towns, as well as all the unincorporated portions of the County. The field functions are supported by a Countywide management system that includes organizational business practices, human resources, financial and accounting services, vehicles services and support, and equipment warehousing and distribution. County Fire also provides for the management of community safety services such as fire prevention, building construction plans and permits, household hazardous waste, local oversight and collection program for hazardous materials, HAZMAT facility inspections, planning and engineering, and public education and outreach.

2015-16 ADOPTED BUDGET



FIRE PROTECTION DISTRICT



ANALYSIS OF 2015-16 ADOPTED BUDGET

GROUP: County Fire
 DEPARTMENT: San Bernardino County Fire Protection District
 FUND: San Bernardino County Fire Protection District-Administration

BUDGET UNIT: FPD
 FUNCTION: Public Protection
 ACTIVITY: Fire Protection

	2011-12 Actual	2012-13 Actual	2013-14 Actual	2014-15 Actual	2014-15 Final Budget	2015-16 Adopted Budget	Change From 2014-15 Final Budget
Requirements							
Staffing Expenses	15,309,600	15,196,124	14,872,004	12,716,504	14,364,478	16,017,064	1,652,586
Operating Expenses	4,959,975	6,217,363	7,465,290	7,715,361	7,720,720	9,186,864	1,466,144
Capital Expenditures	614,007	2,746,610	3,899,289	5,989,224	6,765,006	5,129,745	(1,635,261)
Total Exp Authority	20,883,582	24,160,097	26,236,583	26,421,089	28,850,204	30,333,673	1,483,469
Reimbursements	(13,725,596)	(14,752,120)	(13,405,762)	(9,409,285)	(10,171,532)	(11,992,177)	(1,820,645)
Total Appropriation	7,157,986	9,407,977	12,830,821	17,011,804	18,678,672	18,341,496	(337,176)
Operating Transfers Out	19,627,641	898,154	162,814	100,000	1,125,382	110,613	(1,014,769)
Total Requirements	26,785,627	10,306,131	12,993,635	17,111,804	19,804,054	18,452,109	(1,351,945)
Sources							
Taxes	6,388,303	6,385,455	7,018,044	7,569,500	6,844,234	7,618,031	773,797
Realignment	0	0	0	0	0	0	0
State, Fed or Gov't Aid	507,030	815,631	780,033	1,207,338	467,252	700,015	232,763
Fee/Rate	1,003,637	1,194,259	1,294,570	1,564,331	1,780,391	1,689,149	(91,242)
Other Revenue	12,345,854	616,551	931,612	758,733	1,404,161	719,417	(684,744)
Total Revenue	20,244,824	9,011,896	10,024,259	11,099,902	10,496,038	10,726,612	230,574
Operating Transfers In	13,330,430	4,191,380	3,662,848	4,789,839	9,175,955	3,326,341	(5,849,614)
Total Financing Sources	33,575,254	13,203,276	13,687,107	15,889,741	19,671,993	14,052,953	(5,619,040)
Fund Balance							
Use of / (Contribution to) Fund Balance	(6,789,627)	(2,897,145)	(693,472)	1,222,063	132,061	4,399,156	4,267,095
Available Reserves					7,360,488	2,066,499	(5,293,989)
Total Fund Balance					7,492,549	6,465,655	(1,026,894)
Budgeted Staffing*	124	115	135	146	146	190	44

*Data represents final budgeted staffing

MAJOR EXPENDITURES AND REVENUE IN 2015-16 ADOPTED BUDGET

Requirements of \$18.5 million include staffing expenses of \$16.0 million to provide administrative, finance, and support services. Operating expenses of \$9.2 million are for various fire services including hazard abatement, airborne search and rescue, training, equipment and maintenance, warehouse, vehicles, special programs and communication services. Capital expenditures of \$5.1 million include County Fire's replacement plan for vehicles, apparatus and other major equipment. Reimbursements of \$12.0 million primarily represent transfers in from County Fire's regional service zones, Office of the Fire Marshal, and the Office of Emergency Services to fund administrative and support services functions. Sources for this budget unit include \$7.6 million in property taxes and \$3.3 million of operating transfers in from County Fire's set-asides to assist in funding various capital improvement projects and vehicle replacement purchases.

BUDGET CHANGES AND OPERATIONAL IMPACT

Requirements are decreasing by a net amount of \$1.4 million which includes the following:

- \$1.7 million increase in staffing expenses primarily due to a net addition of 44 budgeted positions as detailed in the Staffing Changes and Operational Impact section.
- \$1.5 million of additional operating expenses for a variety of costs including non-inventoriable equipment, professional services, data processing charges, travel, clothing supplies, emergency fuel purchases, and transfers to other departments.
- \$1.6 million decrease in capital expenditures primarily due to the purchase of 47 cardiac monitors that occurred in the previous fiscal year.
- \$1.8 million increase in reimbursements primarily to offset the cost of additional staffing now included in this Administration budget unit.
- \$1.0 million decrease in operating transfers out to the North Desert Regional Service Zone since it was not needed.



Sources are decreasing by a net \$5.6 million due to \$5.8 million less in operating transfers in primarily from the County General Fund (\$2.9 million) and from County Fire set-asides due to the purchase of cardiac monitors that occurred in 2014-15 (\$2.1 million). Other significant changes include an increase of \$773,797 in property tax revenue and a decrease of \$684,744 in other revenue primarily due to fewer Land Use Services projects for County Fire's Hand Crews.

ANALYSIS OF FUND BALANCE

The budgeted use of fund balance of \$4.4 million is needed to offset a one-time reduction in County General Fund subsidy for 2015-16 operations in order to establish General Fund reserves for the following two capital projects: County Fire consolidated headquarters and County Fire training center.

2015-16 POSITION SUMMARY*

Division	2014-15				2015-16		Limited	Regular
	Final Staffing	Adds	Deletes	Re-Orgs	Adopted			
Administration	3	0	0	0	3	0	3	
Administrative Support/PIO	4	1	0	0	5	1	4	
Human Resources	6	1	0	0	7	1	6	
Budget and Fiscal Services	23	0	-1	0	22	0	22	
Support Services and Warehouse	12	0	0	0	12	0	12	
Office of the Fire Marshal: Fire Prevention	17	12	-1	0	28	0	28	
Fleet Services/Parts	25	0	-1	0	24	0	24	
Special Ops: Training/Safety/EMS Division	56	33	0	0	89	43	46	
Total	146	47	-3	0	190	45	145	

*Detailed classification listing available in Appendix D

STAFFING CHANGES AND OPERATIONAL IMPACT

Staffing expenses of \$16.0 million fund 190 budgeted positions of which 145 are regular positions and 45 are limited term positions.

Budgeted staffing for 2015-16 is increased by a net 44 positions as follows:

- Addition of 30 Firefighter Trainee positions for new recruits during County Fire's training academy. These trained individuals will eventually fill vacant Firefighter positions within the regional zones.
- Addition of 2 Engineers (Foremen) to increase the supervisory aspect of the Inmate Hand Crew program.
- Addition of 1 Media Specialist for support of the Public Information Office.
- Addition of 1 Staff Analyst I to assist with the increasing workload of the Special Operations Division.
- Addition of 1 Public Service Employee to help with the file conversion project.
- Net increase of 11 Fire Prevention staff (12 additions/1 deletion) for the transfer of staff from various regional service zones to improve management of these positions.
- Deletion of 1 vacant Mechanic position due to workload realignment.
- Deletion of 1 limited term Public Service Employee that is no longer needed.



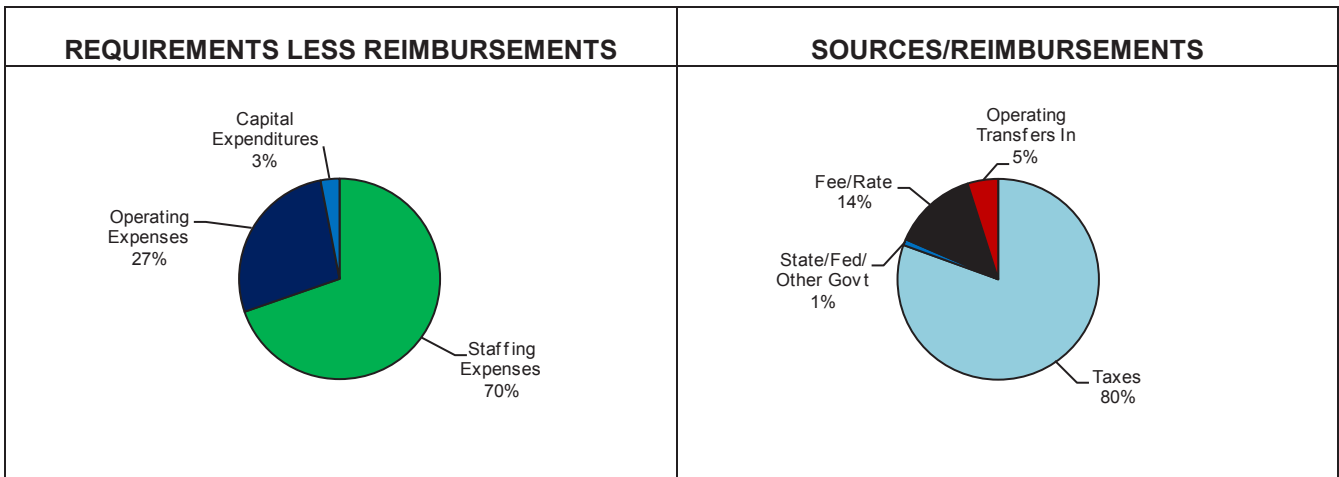
Mountain Regional Service Zone

DESCRIPTION OF MAJOR SERVICES

The Mountain Regional Service Zone was formed through a reorganization process effective July 1, 2008 per Local Agency Formation Commission Resolution 2997. This regional service zone provides fire protection services to the areas of Angelus Oaks (Station #98), Fawnskin (Station #96), Forest Falls (Station #99), Green Valley Lake (Station #95) and Lake Arrowhead (Stations #91, #92, #93 and #94). Ambulance transport services are also provided to the Lake Arrowhead community out of Stations #91, #92 and #94. The Mountain Regional Service Zone now provides fire protection services to the former communities within the Crest Forest Fire Protection District through annexation (Stations #24, #25, #26, #28, #29 and #30). Additionally, within the Mountain Regional Service Zone there are two voter approved special tax paramedic service zones which provide services to the mountain communities.

Budget at a Glance	
Requirements Less Reimbursements	\$15,608,844
Sources/Reimbursements	\$15,608,844
Use of/ (Contribution to) Fund Balance	\$0
Total Staff	95

2015-16 ADOPTED BUDGET



FIRE PROTECTION DISTRICT



ANALYSIS OF 2015-16 ADOPTED BUDGET

GROUP: County Fire
 DEPARTMENT: San Bernardino County Fire Protection District
 FUND: Mountain Regional Service Zone

BUDGET UNIT: FMZ
 FUNCTION: Public Protection
 ACTIVITY: Fire Protection

	2011-12 Actual	2012-13 Actual	2013-14 Actual	2014-15 Actual	2014-15 Final Budget	2015-16 Adopted Budget	Change From 2014-15 Final Budget
Requirements							
Staffing Expenses	6,475,960	6,820,843	9,648,611	10,733,541	10,733,542	10,838,903	105,361
Operating Expenses	2,545,021	2,605,201	3,781,209	4,566,419	5,016,606	4,243,282	(773,324)
Capital Expenditures	64,403	0	407,823	20,911	188,045	472,210	284,165
Total Exp Authority	9,085,384	9,426,044	13,837,643	15,320,871	15,938,193	15,554,395	(383,798)
Reimbursements	0	0	(72,685)	(290,509)	(290,509)	0	290,509
Total Appropriation	9,085,384	9,426,044	13,764,958	15,030,362	15,647,684	15,554,395	(93,289)
Operating Transfers Out	(2,799)	90,557	201,511	10,000	10,000	54,449	44,449
Total Requirements	9,082,585	9,516,601	13,966,469	15,040,362	15,657,684	15,608,844	(48,840)
Sources							
Taxes	8,103,047	8,218,638	8,539,167	8,694,440	8,753,466	12,570,252	3,816,786
Realignment	0	0	0	0	0	0	0
State, Fed or Gov't Aid	255,397	162,559	232,962	257,113	0	151,594	151,594
Fee/Rate	715,845	949,171	5,394,277	5,561,117	5,224,344	2,118,505	(3,105,839)
Other Revenue	154,227	196,706	161,232	47,041	16,000	51,990	35,990
Total Revenue	9,228,516	9,527,074	14,327,638	14,559,711	13,993,810	14,892,341	898,531
Operating Transfers In	325,810	770,238	621,518	182,361	1,582,469	716,503	(865,966)
Total Financing Sources	9,554,326	10,297,312	14,949,156	14,742,072	15,576,279	15,608,844	32,565
Fund Balance							
Use of / (Contribution to) Fund Balance	(471,741)	(780,711)	(982,687)	298,290	81,405	0	(81,405)
Available Reserves					2,842,499	2,646,252	(196,247)
Total Fund Balance					2,923,904	2,646,252	(277,652)
Budgeted Staffing*	108	99	92	96	96	95	(1)

*Data represents final budgeted staffing

MAJOR EXPENDITURES AND REVENUE IN 2015-16 ADOPTED BUDGET

Requirements of \$15.6 million include staffing expenses of \$10.8 million to provide fire protection, paramedic, and administrative services to this regional service zone. Operating expenses of \$4.2 million support the operations of 14 fire stations including facility costs, equipment, vehicle services, and various other services/supplies. The most significant sources for this service zone are property taxes (\$12.6 million), fee/rate revenue from ambulance services and special assessments (\$2.1 million), and operating transfers in from County Fire's set-asides (\$716,503) for capital improvements.

Within the Mountain Regional Service Zone are two Paramedic Service Zones (PM-1 Lake Arrowhead and PM-4 Crestline) that are funded by voter approved special taxes. The details of each service zone follows:

Service Zone PM-1 Lake Arrowhead is funded by a voter approved special tax authorized by the Board of Supervisors in September 1986 (originally under CSA 70 Zone PM-1). Service Zone PM-1 provides supplemental funding to support paramedic services to the community of Lake Arrowhead and is funded by a voter approved special tax (originally \$10 per parcel, but was increased to the not to exceed amount of \$17 per parcel through voter approval in June 1991). This special tax is applicable to approximately 18,318 parcels. Services are provided through Fire Stations #91, #92 and #94.

Service Zone PM-4 Crestline special tax was approved by the voters on May 21, 1991 and imposed by the Board of Directors in May 1992 (formerly PM-A with Crest Forest Fire Protection District before annexation). Service Zone PM-4 provides supplemental funding to support paramedic services to the communities in and around Crestline and is funded by a voter approved per parcel tax of \$24.50 (Undeveloped Parcel), \$39.50 (Individual Dwelling Unit) and \$45.00 (Commercial Unit). This special tax does not include an inflation factor or cost of living increase. Parcel count relative to this special tax is approximately 13,786 for 2015-16 (258 Commercial Units, 6,210 Undeveloped Parcels, and 7,318 Individual Dwelling Units). Services are provided through Fire Stations #25 and #26.



BUDGET CHANGES AND OPERATIONAL IMPACT

Requirements are decreasing by a net \$48,840. The most significant changes in requirements include a \$773,324 decrease in operating expenses primarily due to a reduction in transfers to the County's Architecture and Engineering Department for managing a number of County Fire's capital improvement projects, partially offset by a \$284,165 increase in capital expenditures for various fixed asset items and a \$290,509 decrease in reimbursements.

Sources are increasing by a net \$32,565. Major changes in sources include a \$3.8 million increase in taxes and a \$3.1 million decrease in fee/rate revenue primarily due to the annexation of Crest Forest Fire Protection District by County Fire. This annexation resulted in the transfer of property taxes to County Fire from Crest Forest Fire and the related decrease in fee/rate revenue due to the termination of a contract with Crest Forest for providing fire protection services. Additionally, operating transfers in are decreasing by \$865,966 due to a lesser amount from County Fire's set-asides and elimination of the County General Fund subsidy for this regional service zone.

ANALYSIS OF FUND BALANCE

This regional service zone is not budgeting for the use of fund balance in 2015-16.

2015-16 POSITION SUMMARY*

Division	2014-15 Final Staffing	Adds	Deletes	Re-Orgs	2015-16 Adopted	Limited	Regular
Mountain Region Service Zone	96	1	-2	0	95	34	61
Total	96	1	-2	0	95	34	61

*Detailed classification listing available in Appendix D

STAFFING CHANGES AND OPERATIONAL IMPACT

Staffing expenses of \$10.8 million fund 95 budgeted positions of which 61 are regular positions and 34 are limited term positions.

Budgeted staffing for 2015-16 is decreased by a net 1 position as follows:

- Deletion of 2 Paid Call Firefighter positions that are no longer needed for operations.
- Addition of 1 limited-term Public Service Employee to provide temporary assistance for a vacant Staff Analyst I position.



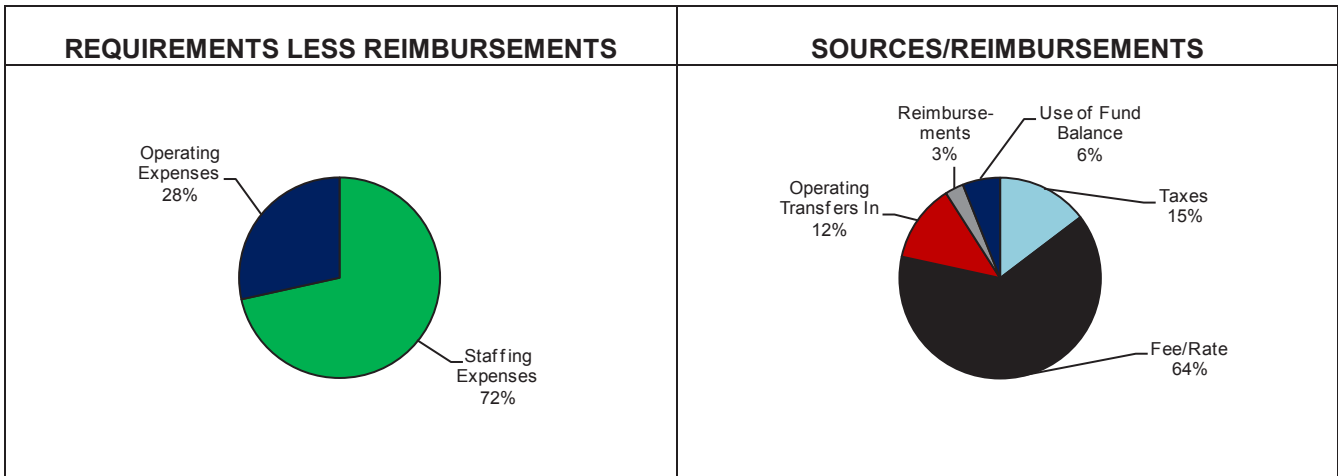
North Desert Regional Service Zone

DESCRIPTION OF MAJOR SERVICES

The North Desert Regional Service Zone was formed through a reorganization process effective July 1, 2008 per Local Agency Formation Commission resolution 2997. This regional service zone provides fire protection and paramedic services to the areas of Spring Valley Lake (Station #22), Summit Valley (Station #48), Lucerne Valley (Station #8), Lucerne Valley – East (Station #7), Silver Lakes (Station #4), Phelan (Station #10), Wrightwood (Station #14), Pinon Hills (Station #13), El Mirage (Station #11), Baldy Mesa (Station #16), Mt. View Acres (Station #37), Harvard (Station #52), Baker (Station #53), Hinkley (Station #56) and Searles Valley (Station #57). Fire protection services are also provided to the cities of Adelanto (Station #322), Victorville (Stations #311, #312, #313, #314, #315, and #319) and the Hesperia Fire Protection District (Stations #301, #302, #304, and #305) through service contracts. Ambulance transport services are provided in Lucerne Valley, Searles Valley, and Wrightwood. Additionally, within the North Desert Regional Service Zone there are four voter approved special tax fire protection zones that provide services to the communities of Red Mountain, Windy Acres, El Mirage, and Helendale/Silver Lakes.

Budget at a Glance	
Requirements Less Reimbursements	\$45,316,893
Sources/Reimbursements	\$42,588,796
Use of/ (Contribution to) Fund Balance	\$2,728,097
Total Staff	234

2015-16 ADOPTED BUDGET



ANALYSIS OF 2015-16 ADOPTED BUDGET

GROUP: County Fire
 DEPARTMENT: San Bernardino County Fire Protection District
 FUND: North Desert Regional Service Zone

BUDGET UNIT: FNZ
 FUNCTION: Public Protection
 ACTIVITY: Fire Protection

	2011-12 Actual	2012-13 Actual	2013-14 Actual	2014-15 Actual	2014-15 Final Budget	2015-16 Adopted Budget	Change From 2014-15 Final Budget
Requirements							
Staffing Expenses	27,503,873	27,295,725	29,559,293	33,274,943	33,276,573	32,233,615	(1,042,958)
Operating Expenses	10,952,394	11,260,771	11,397,506	11,052,010	11,902,788	12,823,889	921,101
Capital Expenditures	1,139,713	38,924	47,502	18,520	136,459	150,491	14,032
Total Exp Authority	39,595,980	38,595,420	41,004,301	44,345,473	45,315,820	45,207,995	(107,825)
Reimbursements	(140,114)	(217,191)	(641,969)	(1,344,610)	(1,387,925)	(1,352,290)	35,635
Total Appropriation	39,455,866	38,378,229	40,362,332	43,000,863	43,927,895	43,855,705	(72,190)
Operating Transfers Out	0	143,680	146,241	20,000	20,000	108,898	88,898
Total Requirements	39,455,866	38,521,909	40,508,573	43,020,863	43,947,895	43,964,603	16,708
Sources							
Taxes	6,071,762	5,940,284	6,195,657	6,497,885	6,357,824	6,629,988	272,164
Realignment	0	0	0	0	0	0	0
State, Fed or Gov't Aid	256,100	206,451	314,471	294,961	0	70,828	70,828
Fee/Rate	26,575,916	27,756,469	28,823,764	29,369,414	28,857,793	28,852,782	(5,011)
Other Revenue	(307,880)	212,442	160,822	194,964	55,500	69,039	13,539
Total Revenue	32,595,898	34,115,646	35,494,714	36,357,224	35,271,117	35,622,637	351,520
Operating Transfers In	6,571,386	6,317,816	6,125,129	7,226,943	8,424,733	5,613,869	(2,810,864)
Total Financing Sources	39,167,284	40,433,462	41,619,843	43,584,167	43,695,850	41,236,506	(2,459,344)
Fund Balance							
Use of / (Contribution to) Fund Balance	288,582	(1,911,553)	(1,111,270)	(563,304)	252,045	2,728,097	2,476,052
Available Reserves					2,846,192	934,094	(1,912,098)
Total Fund Balance					3,098,237	3,662,191	563,954
Budgeted Staffing*	292	321	275	284	284	234	(50)

*Data represents final budgeted staffing

MAJOR EXPENDITURES AND REVENUE IN 2015-16 ADOPTED BUDGET

Requirements of \$44.0 million include staffing expenses of \$32.2 million to provide fire protection, paramedic, ambulance transport, and administrative services to this regional service zone. Operating expenses of \$12.8 million support the operations of 26 fire stations including facility costs, equipment, vehicle services, and various other services/supplies. The most significant sources for this service zone are property taxes of \$6.6 million, fee/rate revenue from fire protection contracts, ambulance services and special assessment taxes of \$28.9 million, and operating transfers in of \$5.6 million that include \$4.2 million from the County General Fund and \$1.0 million from County Fire's set-asides to support operations.

Within the North Desert Regional Service Zone there are four Fire Protection Service Zones (Service Zones): FP-1 Red Mountain, FP-2 Windy Acres, FP-3 El Mirage, and FP-5 Helendale/Silver Lakes that are funded by voter approved special taxes. Details of each service zone follows:

Service Zone FP-1 Red Mountain special tax was originally authorized by the Board of Supervisors in December 1964 (originally under CSA 30 Zone FP-1). Service Zone FP-1 provides fire protection services to the community of Red Mountain. These services are funded by a special tax not to exceed \$332 per parcel as approved by the voters in May 1985. The current special tax rate is \$176.13 per parcel and is presently applicable to 72 parcels. San Bernardino County Fire Protection District provides fire protection services to Service Zone FP-1 through cooperation with the Kern County Fire Department.

Service Zone FP-2 Windy Acres special tax was originally authorized in January 1985 by the Board of Supervisors (originally under CSA 70 Zone FP-2). Service Zone FP-2 provides fire protection services to the community of Windy Acres. These services are funded by a special tax not to exceed \$407 per parcel as approved by the voters in May 1985. The current special tax rate is \$82.40 per parcel and is presently applicable to 117 parcels. San Bernardino County Fire Protection District provides fire protection services to Service Zone FP-2 through cooperation with the Kern County Fire Department.



Service Zone FP-3 El Mirage special tax was originally authorized by the Board of Supervisors in March 1987 (originally under CSA 38 N Zone FP-3). Service Zone FP-3 provides fire protection services to the community of El Mirage. These services are funded by a special tax of \$9.00 per parcel with no annual inflationary rate as approved by the voters in July 1987. This special tax is currently applicable to 3,545 parcels. Services are provided through Fire Stations #11 and #322.

Service Zone FP-5 Helendale/Silver Lakes special tax was originally authorized by the Board of Supervisors in April 2006 (originally under CSA 70 Zone FP-5). Service Zone FP-5 provides for fire protection and paramedic staffing services to the community of Helendale/Silver Lakes. These services are funded by a special tax originally of \$117 per parcel that includes an annual cost of living increase of up to 3% as approved by the voters in August 2006. The current special tax rate is \$143.92 per parcel and is presently applicable to 7,662 parcels. Services are provided through Fire Station #4.

Within the North Desert Regional Service Zone, San Bernardino County Fire Protection provides contract services to the cities of Adelanto, Victorville and the Hesperia Fire Protection District.

	2015-16			
	Requirements	Sources	Fund Balance	Staffing (Suppression)
<u>Contract Entity</u>				
City of Adelanto	2,265,805	2,265,805	0	9
City of Victorville	14,023,646	14,023,646	0	60
Hesperia Fire Protection District	9,419,396	9,419,396	0	51
Total Contracts	25,708,847	25,708,847	0	120

BUDGET CHANGES AND OPERATIONAL IMPACT

Requirements are increasing by a net \$16,708. Significant changes in requirements include a \$1.0 million decrease in staffing expenses primarily due to reduced services for the Hesperia Fire Protection District and the transfer of fire prevention staff to County Fire’s administration budget unit. The additional operating expenses of \$921,101 are primarily due to an anticipated contract with Kern County Fire Department to provide fire protection to the underserved area of northwest San Bernardino County.

Sources are decreasing by a net \$2.5 million. The major change in sources is a \$2.8 million decrease in operating transfers in primarily due to less County General Fund subsidy. In addition, although revenue from the contract with the Hesperia Fire Protection District is expected to be \$1.1 million less in 2015-16 for reduced services, it is anticipated that this decrease will be offset by revenue generated from implementation of the first responder fee and additional ambulance services.

ANALYSIS OF FUND BALANCE

The budgeted use of fund balance of \$2.7 million is needed to offset a one-time reduction in County General Fund subsidy for 2015-16 operations in order to establish General Fund reserves for the following two capital projects: County Fire consolidated headquarters and County Fire training center.



2015-16 POSITION SUMMARY*

Division	2014-15	Adds	Deletes	Re-Orgs	2015-16	Limited	Regular
	Final Staffing				Adopted		
North Desert Regional Service Zone	275	36	-77	0	234	28	206
Office of the Fire Marshal (OFM)	8	0	-8	0	0	0	0
OFM-Hazardous Materials	1	0	-1	0	0	0	0
Total	284	36	-86	0	234	28	206

*Detailed classification listing available in Appendix D

STAFFING CHANGES AND OPERATIONAL IMPACT

Staffing expenses of \$32.2 million fund 234 budgeted positions of which 206 are regular positions and 28 are limited term positions.

Budgeted staffing for 2015-16 is decreased by a net 50 positions as follows:

- Transfer out of 6 positions (5 Fire Prevention positions to County Fire Administration and 1 Hazmat position to Hazardous Materials) to better account for the management of these positions.
- Deletion of 9 positions (3 Captains, 3 Engineers, 3 Firefighters) due to a contract reduction with the Hesperia Fire Protection District.
- Deletion of 2 PSE–Environmental Tech positions no longer included in the contract with the City of Victorville.
- Deletion of 1 vacant Office Assistant III position because it is no longer needed for this regional service zone.
- Deletion of 38 paid call and limited term firefighter positions. Since these positions have remained vacant, their deletions should have no impact on operations.
- Addition of 6 new positions (3 Firefighters and 3 Engineers) to facilitate the department’s conversion from limited-term to regular positions.
- Replacement of 30 limited-term firefighter positions with 30 Ambulance Operations resulting from a contract amendment with the Hesperia Fire Protection District approved by the Board on June 16, 2015 (Item No. 80).




South Desert Regional Service Zone

DESCRIPTION OF MAJOR SERVICES

The South Desert Regional Service Zone was formed through a reorganization process effective July 1, 2008 per Local Agency Formation Commission Resolution 2997. This regional service zone provides fire protection and paramedic services, as applicable, to the areas of Big River (Station #17), Black Meadow Landing (Station #55), Havasu Landing (Station #18), Johnson Valley (Station #43), Joshua Tree (Station #36), Landers (Station #19), Panorama Heights (Station #35), Parker Strip (Station #21), Pioneertown (Station #38), Wonder Valley (Station #45), Yucca Mesa (Station #42), Yucca Valley (Station #41), and Needles (Stations #31). Fire protection services are also provided to the City of Needles through a service contract. Ambulance transport service is provided to Havasu Lake and paramedic service, including ambulance transport, is provided to Yucca Valley. Additionally, within the South Desert Regional Service Zone are two voter approved special tax fire protection zones that provide additional funding for services to the communities of Wonder Valley and Havasu Lake.

Budget at a Glance	
Requirements Less Reimbursements	\$12,019,248
Sources/Reimbursements	\$9,716,280
Use of/ (Contribution to) Fund Balance	\$2,302,968
Total Staff	82

2015-16 ADOPTED BUDGET



ANALYSIS OF 2015-16 ADOPTED BUDGET

GROUP: County Fire
 DEPARTMENT: San Bernardino County Fire Protection District
 FUND: South Desert Regional Service Zone

BUDGET UNIT: FSZ
 FUNCTION: Public Protection
 ACTIVITY: Fire Protection

	2011-12 Actual	2012-13 Actual	2013-14 Actual	2014-15 Actual	2014-15 Final Budget	2015-16 Adopted Budget	Change From 2014-15 Final Budget
Requirements							
Staffing Expenses	6,990,417	7,091,597	7,023,786	8,044,448	8,706,442	8,738,425	31,983
Operating Expenses	3,142,117	3,443,746	3,197,153	2,622,983	2,757,806	2,970,924	213,118
Capital Expenditures	254,782	96,116	174,363	145,750	146,451	255,450	108,999
Total Exp Authority	10,387,316	10,631,459	10,395,302	10,813,181	11,610,699	11,964,799	354,100
Reimbursements	(63,393)	(8,333)	(63,995)	(223,605)	(223,605)	(272,236)	(48,631)
Total Appropriation	10,323,923	10,623,126	10,331,307	10,589,576	11,387,094	11,692,563	305,469
Operating Transfers Out	739	101,877	162,071	10,000	10,000	54,449	44,449
Total Requirements	10,324,662	10,725,003	10,493,378	10,599,576	11,397,094	11,747,012	349,918
Sources							
Taxes	5,205,498	5,166,887	5,685,317	5,678,316	5,550,363	5,674,154	123,791
Realignment	0	0	0	0	0	0	0
State, Fed or Gov't Aid	131,992	220,097	213,243	126,283	0	59,705	59,705
Fee/Rate	1,630,149	2,172,834	3,099,605	2,366,346	2,315,592	2,485,808	170,216
Other Revenue	140,655	127,450	96,262	109,884	64,264	72,268	8,004
Total Revenue	7,108,294	7,687,268	9,094,427	8,280,829	7,930,219	8,291,935	361,716
Operating Transfers In	3,641,843	3,695,411	3,746,648	3,321,755	3,420,547	1,152,109	(2,268,438)
Total Financing Sources	10,750,137	11,382,679	12,841,075	11,602,584	11,350,766	9,444,044	(1,906,722)
Fund Balance							
Use of / (Contribution to) Fund Balance	(425,475)	(657,676)	(2,347,697)	(1,003,008)	46,328	2,302,968	2,256,640
Available Reserves					3,377,669	2,127,466	(1,250,203)
Total Fund Balance					3,423,997	4,430,434	1,006,437
Budgeted Staffing*	113	129	93	99	99	82	(17)

*Data represents final budgeted staffing

MAJOR EXPENDITURES AND REVENUE IN 2015-16 ADOPTED BUDGET

Requirements of \$11.7 million include staffing expenses of \$8.7 million to provide fire protection, paramedic, ambulance transport, and administrative services to this regional service zone. Operating expenses of \$3.0 million support the operations of 13 fire stations within the zone including facility costs, equipment, vehicle services, and various other services and supplies. The most significant sources of financing for this zone are property taxes of \$5.7 million, fee/rate revenue from contracts and ambulance services of \$2.5 million, and operating transfers in of \$1.2 million from the County General Fund.

There are two Fire Protection Service Zones (Service Zones) within the South Desert Regional Service Zone: FP-4 Wonder Valley and FP-6 Havasu Lake that are funded by voter approved special taxes. Details of these service zones follows:

Service Zone FP-4 Wonder Valley special tax was originally authorized by the Board of Supervisors in August 1972 (originally under CSA 70 M Zone FP-4). Service Zone FP-4 provides fire protection services to the community of Wonder Valley. These services are funded by a special tax of \$30 per parcel with an annual 1.5% cost of living increase as approved by the voters in June 2005. The current special tax rate is \$33.80 per parcel and is presently applicable to 4,658 parcels. Services are provided through Fire Station 45.

Service Zone FP-6 Havasu Lake special tax was originally authorized by the Board of Directors of the San Bernardino County Fire Protection District in February 2009. This was the first new service zone created after the County Fire reorganization. Service Zone FP-6 provides fire protection services to the community of Havasu Lake. These services are funded by a special tax of \$113.49 per parcel with a maximum annual cost of living increase of 3% as approved by the voters in May 2009. The current special tax rate is \$127.74 per parcel and is presently applicable to 1,334 parcels. Services are provided through Fire Station #18.



Within the South Desert Regional Service Zone, San Bernardino County Fire Protection District provides contract services to the City of Needles.

<u>Contract Entity</u>	<u>2015-16</u>			
	<u>Requirements</u>	<u>Sources</u>	<u>Fund Balance</u>	<u>Staffing (Suppression)</u>
City of Needles	603,716	603,716	0	3
Total Contracts	603,716	603,716	0	3

BUDGET CHANGES AND OPERATIONAL IMPACT

The only significant change in the 2015-16 budget is a \$2.3 million decrease in operating transfers in primarily due to less County General Fund subsidy.

ANALYSIS OF FUND BALANCE

The budgeted use of fund balance of \$2.3 million is needed to offset a one-time reduction in County General Fund subsidy for 2015-16 operations in order to establish General Fund reserves for the following two capital projects: County Fire consolidated headquarters and County Fire training center.

2015-16 POSITION SUMMARY*

<u>Division</u>	<u>2014-15 Final Staffing</u>	<u>Adds</u>	<u>Deletes</u>	<u>Re-Orgs</u>	<u>2015-16 Adopted</u>	<u>Limited</u>	<u>Regular</u>
South Desert Regional Service Zone	99	3	-20	0	82	25	57
Total	99	3	-20	0	82	25	57

*Detailed classification listing available in Appendix D

STAFFING CHANGES AND OPERATIONAL IMPACT

Staffing expenses of \$8.7 million fund 82 budgeted positions of which 57 are regular positions and 25 are limited term positions.

Budgeted staffing for 2015-16 is decreased by a net 17 positions as follows:

- Deletion of 20 paid call and limited term firefighter positions. Since these positions have remained vacant, their deletions should have no impact on operations.
- Addition of 3 new Engineer positions to facilitate the department’s conversion from limited-term to regular positions.



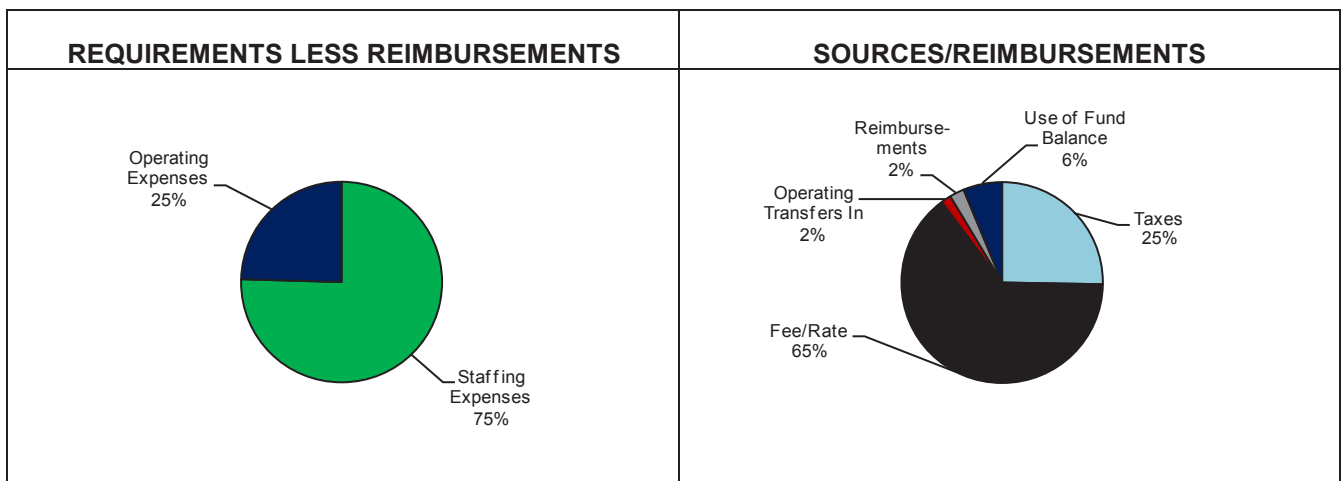
Valley Regional Service Zone

DESCRIPTION OF MAJOR SERVICES

The Valley Regional Service Zone was formed through a reorganization process effective July 1, 2008 per Local Agency Formation Commission Resolution 2997. This regional service zone provides fire protection and paramedic services to the unincorporated areas of Colton, Devore (Station #2), San Antonio Heights (Station #12), Lytle Creek (Station #20), Mt Baldy (Station #200), Muscoy (Station #75), Bloomington (Station #76), Grand Terrace (Station #23), Mentone (Station #9), Oak Glen (Station #555), Little Mountain and Highland. Fire protection services are also provided to the Fontana Fire Protection District (Stations #71, #72, #73, #74, #77, #78 and #79) through a service contract. Additionally, there are two voter approved special tax paramedic service zones within the Valley Regional Service Zone which provide services to the communities of Highland and Yucaipa.

Budget at a Glance	
Requirements Less Reimbursements	\$37,653,935
Sources/Reimbursements	\$35,304,436
Use of/ (Contribution to) Fund Balance	\$2,349,499
Total Staff	173

2015-16 ADOPTED BUDGET



FIRE PROTECTION DISTRICT



ANALYSIS OF 2015-16 ADOPTED BUDGET

GROUP: County Fire
 DEPARTMENT: San Bernardino County Fire Protection District
 FUND: Valley Regional Service Zone

BUDGET UNIT: FVZ
 FUNCTION: Public Protection
 ACTIVITY: Fire Protection

	2011-12 Actual	2012-13 Actual	2013-14 Actual	2014-15 Actual	2014-15 Final Budget	2015-16 Adopted Budget	Change From 2014-15 Final Budget
Requirements							
Staffing Expenses	21,472,165	22,589,491	24,634,852	28,797,694	28,994,597	28,341,960	(652,637)
Operating Expenses	7,482,404	7,312,274	7,265,015	7,102,215	7,823,812	9,226,098	1,402,286
Capital Expenditures	929,252	1,147,663	318,157	345,947	472,072	36,734	(435,338)
Total Exp Authority	29,883,821	31,049,428	32,218,024	36,245,856	37,290,481	37,604,792	314,311
Reimbursements	0	(9,431)	(283,036)	(824,987)	(824,987)	(875,257)	(50,270)
Total Appropriation	29,883,821	31,039,997	31,934,988	35,420,869	36,465,494	36,729,535	264,041
Operating Transfers Out	4,759	177,234	870,156	10,000	10,000	49,143	39,143
Total Requirements	29,888,580	31,217,231	32,805,144	35,430,869	36,475,494	36,778,678	303,184
Sources							
Taxes	7,436,135	8,529,642	9,270,346	9,765,198	8,381,807	9,495,332	1,113,525
Realignment	0	0	0	0	0	0	0
State, Fed or Gov't Aid	124,760	229,176	343,966	317,286	0	86,180	86,180
Fee/Rate	19,744,689	20,141,452	20,946,649	23,891,768	23,840,753	24,236,927	396,174
Other Revenue	290,510	1,359,695	932,062	91,938	0	18,226	18,226
Total Revenue	27,596,094	30,259,965	31,493,023	34,066,190	32,222,560	33,836,665	1,614,105
Operating Transfers In	2,432,740	2,540,731	3,348,452	3,776,405	4,016,659	592,514	(3,424,145)
Total Financing Sources	30,028,834	32,800,696	34,841,475	37,842,595	36,239,219	34,429,179	(1,810,040)
Fund Balance							
Use of / (Contribution to) Fund Balance	(140,254)	(1,583,465)	(2,036,331)	(2,411,726)	236,275	2,349,499	2,113,224
Available Reserves					3,727,082	4,025,597	298,515
Total Fund Balance					3,963,357	6,375,096	2,411,739
Budgeted Staffing*	200	210	177	191	191	173	(18)

*Data represents final budgeted staffing

MAJOR EXPENDITURES AND REVENUE IN 2015-16 ADOPTED BUDGET

Requirements of \$36.8 million include staffing expenses of \$28.3 million to provide fire protection, paramedic, and administrative services to the regional service zone. Operating expenses of \$9.2 million support the operations of 16 fire stations including facility costs, equipment, vehicle services, and various other services/supplies. The most significant sources for this zone are property taxes of \$9.5 million, fee/rate revenue from contracts and special assessments of \$24.2 million, and operating transfers in of \$592,514 primarily from County Fire set-asides for capital improvement projects.

Within the Valley Regional Service Zone, there are two Paramedic Service Zones (Service Zones): PM-2 Highland and PM-3 Yucaipa that are funded by voter approved special taxes. The following is more detail of these service zones:

Service Zone PM-2 Highland special tax was originally authorized by the Board of Supervisors in July 1985 (originally under CSA 38 L Zone PM-2). Service Zone PM-2 provides paramedic services to the unincorporated area of Highland and the unincorporated area of San Bernardino, which is provided by the City of San Bernardino through a contract. These services are funded by a voter-approved special tax not to exceed \$19 per residential unit and \$38 per commercial unit with no annual inflationary increase. There are currently 5,360 residential dwelling units and 82 commercial units for which this special tax is applicable.

Service Zone PM-3 Yucaipa special tax was authorized by the Board of Supervisors in December 1986 (originally under CSA 38 M Zone PM-3), and the City of Yucaipa detached from this service zone in July 1999. Service Zone PM-3 provides paramedic services to the unincorporated area of Yucaipa through a contract with the City of Yucaipa. Services are funded by a voter-approved special tax not to exceed \$24 per residential unit and \$35 per commercial unit with no annual inflationary increase. There are currently 224 residential units and 78 commercial units for which this special tax is applicable.



Within the Valley Regional Service Zone, San Bernardino County Fire Protection provides contract fire suppression, emergency medical response, and emergency management services to the Fontana Fire Protection District.

	2015-16			
	Requirements	Sources	Fund Balance	Staffing (Suppression)
<u>Contract Entity</u>				
City of Fontana	23,644,267	23,644,267	0	102
Total Contracts	23,644,267	23,644,267	0	102

BUDGET CHANGES AND OPERATIONAL IMPACT

Significant changes in requirements include a \$1.4 million increase in operating expenses for the following transfers: \$929,918 for support of 7 Fire Prevention positions now moved to County Fire Administration and \$433,580 for two capital improvement projects at Station #9 in Mentone that will be managed by the County's Architecture and Engineering Department.

Major changes in sources consist of a \$3.4 million decrease in operating transfers in (primarily due to less County General Fund subsidy), \$1.1 million increase in taxes (which includes revenue resulting from dissolution of redevelopment agencies), and \$396,174 increase in fee/rate revenue primarily due to implementation of the First Responder fee.

ANALYSIS OF FUND BALANCE

The budgeted use of fund balance of \$2.3 million is needed to offset a one-time reduction in County General Fund subsidy for 2015-16 operations in order to establish General Fund reserves for the following two capital projects: County Fire consolidated headquarters and County Fire training center.

2015-16 POSITION SUMMARY*

Division	2014-15				2015-16		Limited	Regular
	Final Staffing	Adds	Deletes	Re-Orgs	Adopted			
Valley Regional Service Zone	184	3	-14	0	173	12	161	
Office of the Fire Marshal	7	0	-7	0	0	0	0	
Total	191	3	-21	0	173	12	161	

*Detailed classification listing available in Appendix D

STAFFING CHANGES AND OPERATIONAL IMPACT

Staffing expenses of \$28.3 million fund 173 budgeted positions of which 161 are regular positions and 12 are limited term positions.

Budgeted staffing for 2015-16 is decreased by a net 18 positions as follows:

- Deletion of 14 paid call and limited term firefighter positions. Since these positions have remained vacant, their deletions should have no impact on operations of this regional service zone.
- Transfer of 7 Fire Prevention positions to County Fire Administration to better account for the management of these positions.
- Addition of 3 new Firefighter positions to facilitate the department's conversion from limited term to regular positions.



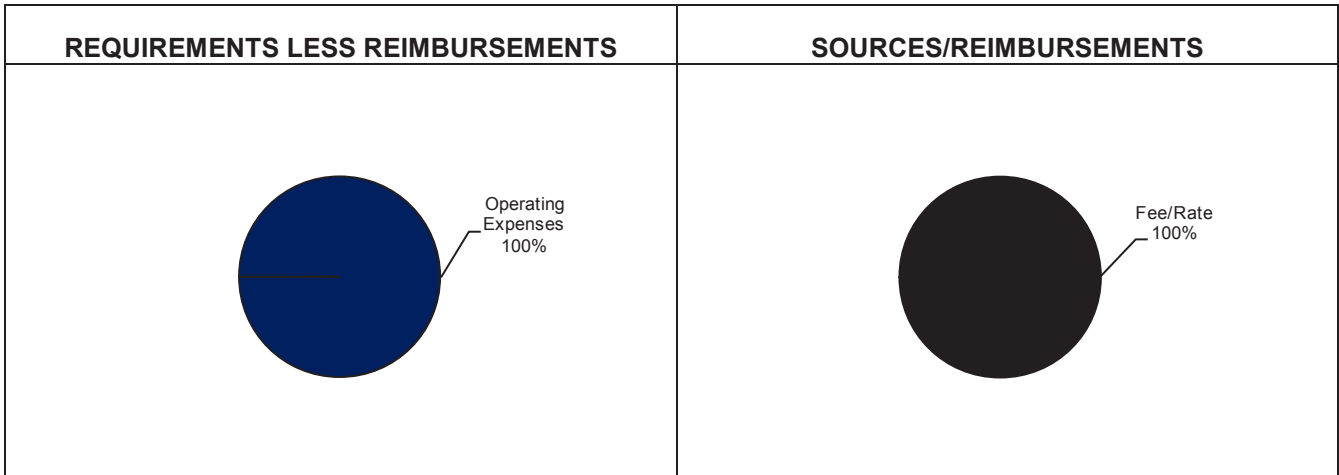
Community Facilities District 2002-2

DESCRIPTION OF MAJOR SERVICES

The County of San Bernardino Board of Supervisors formed Community Facilities District (CFD) 2002-2 (Central Valley Fire Protection District-Fire Protection Services) on August 6, 2002 to ensure a financing mechanism to provide fire protection services within the boundaries of the area formerly known as Central Valley Fire Protection District, which is now part of the Fontana Fire Protection District as a result of the County Fire Reorganization LAFCO 3000 on July 1, 2008. The CFD authorizes a special tax levy each year in the approximate amount of \$565 per developed acre on new non-residential development within CFD 2002-2.

Budget at a Glance	
Requirements Less Reimbursements	\$285,500
Sources/Reimbursements	\$285,500
Use of/ (Contribution to) Fund Balance	\$0
Total Staff	0

2015-16 ADOPTED BUDGET



ANALYSIS OF 2015-16 ADOPTED BUDGET

GROUP: County Fire
 DEPARTMENT: San Bernardino County Fire Protection District
 FUND: Community Facilities District 2002-2

BUDGET UNIT: SFE
 FUNCTION: Public Protection
 ACTIVITY: Fire Protection

	2011-12 Actual	2012-13 Actual	2013-14 Actual	2014-15 Actual	2014-15 Final Budget	2015-16 Adopted Budget	Change From 2014-15 Final Budget
Requirements							
Staffing Expenses	0	0	0	0	0	0	0
Operating Expenses	281,944	282,009	280,031	280,647	285,500	285,500	0
Capital Expenditures	0	0	0	0	0	0	0
Total Exp Authority	281,944	282,009	280,031	280,647	285,500	285,500	0
Reimbursements	0	0	0	0	0	0	0
Total Appropriation	281,944	282,009	280,031	280,647	285,500	285,500	0
Operating Transfers Out	0	0	0	0	0	0	0
Total Requirements	281,944	282,009	280,031	280,647	285,500	285,500	0
Sources							
Taxes	0	0	0	0	0	0	0
Realignment	0	0	0	0	0	0	0
State, Fed or Gov't Aid	0	0	0	0	0	0	0
Fee/Rate	286,368	279,748	279,748	279,748	285,000	285,300	300
Other Revenue	239	564	405	243	200	200	0
Total Revenue	286,607	280,312	280,153	279,991	285,200	285,500	300
Operating Transfers In	0	0	0	0	0	0	0
Total Financing Sources	286,607	280,312	280,153	279,991	285,200	285,500	300
Fund Balance							
Use of / (Contribution to) Fund Balance	(4,663)	1,697	(122)	656	300	0	(300)
Available Reserves					2,910	2,554	(356)
Total Fund Balance					3,210	2,554	(656)
Budgeted Staffing*	0	0	0	0	0	0	0

*Data represents final budgeted staffing

MAJOR EXPENDITURES AND REVENUE IN 2015-16 ADOPTED BUDGET

Requirements of \$285,500 represent payment of the special tax levy proceeds, less minor administrative costs, to the Fontana Fire Protection District to administer the CFD. Sources of \$285,500 include revenue generated from the special assessment of \$565 per parcel.

BUDGET CHANGES AND OPERATIONAL IMPACT

There are no significant changes for 2015-16.

ANALYSIS OF FUND BALANCE

Use of fund balance is not budgeted for 2015-16.

STAFFING CHANGES AND OPERATIONAL IMPACT

There is no staffing associated with this budget unit.



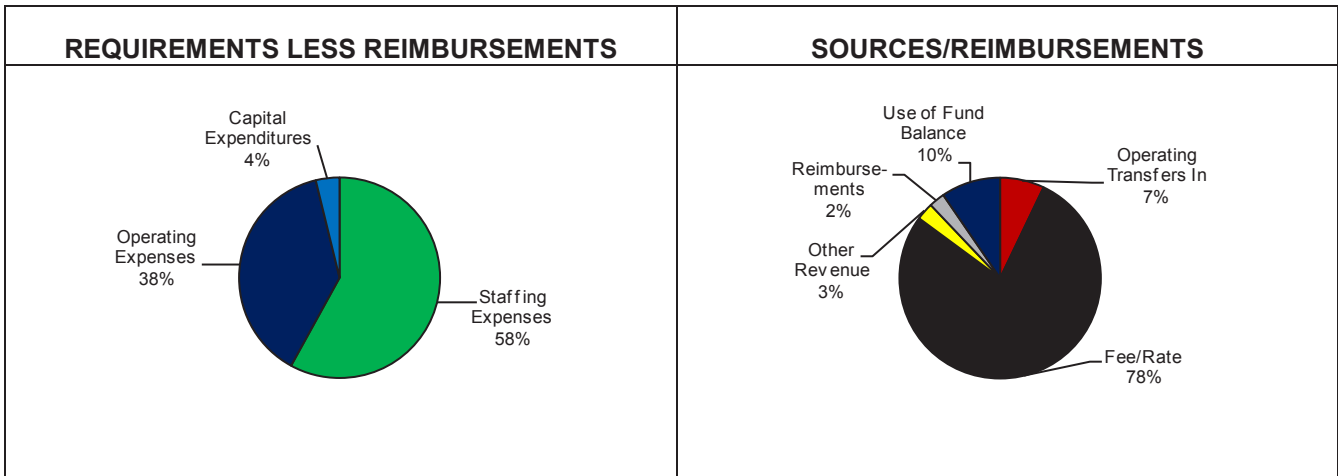
Hazardous Materials

DESCRIPTION OF MAJOR SERVICES

County Fire is an all-risk department that provides for the oversight and regulation of all commercial hazardous materials and wastes. The program provides services in three major areas to all businesses in all cities within the County. The first program is the Certified Unified Program Agency (CUPA) that inspects about 2,500 facilities annually to ensure the proper management of hazardous materials and wastes in six areas of State regulatory concern. The second program involves the monitoring of about 800 underground storage tanks that has led to the investigation of leaks at hundreds of facilities. Staff in this program ensures mediation efforts remove the contamination and protect ground water. The third program provides emergency response to, and investigation of, all releases of hazardous materials. This 24/7 team responds to all types of hazardous material releases from businesses, pipelines, tanker trucks and rail cars. They are capable of mitigating the release as well as ensuring that any contamination resulting from the spill or release is remediated below any level of health risk concern. If there is any sign of misconduct, the program contacts the County Environmental Crimes Task Force that coordinates all investigatory activity with the District Attorney's office.

Budget at a Glance	
Requirements Less Reimbursements	\$8,382,641
Sources/Reimbursements	\$7,582,641
Use of/ (Contribution to) Fund Balance	\$800,000
Total Staff	47

2015-16 ADOPTED BUDGET



ANALYSIS OF 2015-16 ADOPTED BUDGET

GROUP: County Fire
DEPARTMENT: San Bernardino County Fire Protection District
FUND: Hazardous Materials

BUDGET UNIT: FHZ
FUNCTION: Public Protection
ACTIVITY: Fire Protection

	2011-12 Actual	2012-13 Actual	2013-14 Actual	2014-15 Actual	2014-15 Final Budget	2015-16 Adopted Budget	Change From 2014-15 Final Budget
Requirements							
Staffing Expenses	4,717,076	5,113,125	4,651,340	4,212,681	4,839,327	4,863,008	23,681
Operating Expenses	2,056,891	2,079,224	1,768,806	2,022,474	3,042,799	3,199,633	156,834
Capital Expenditures	2,044	632,351	237,122	0	10,000	320,000	310,000
Total Exp Authority	6,776,011	7,824,700	6,657,268	6,235,155	7,892,126	8,382,641	490,515
Reimbursements	(24,055)	(33,425)	(203,695)	(257,634)	(264,549)	(211,660)	52,889
Total Appropriation	6,751,956	7,791,275	6,453,573	5,977,521	7,627,577	8,170,981	543,404
Operating Transfers Out	4,804,941	0	361,792	361,792	361,792	0	(361,792)
Total Requirements	11,556,897	7,791,275	6,815,365	6,339,313	7,989,369	8,170,981	181,612
Sources							
Taxes	0	0	0	0	0	0	0
Realignment	0	0	0	0	0	0	0
State, Fed or Gov't Aid	1,461	156,671	96,783	(5,327)	0	0	0
Fee/Rate	7,366,685	7,330,367	6,344,508	6,746,864	6,793,770	6,542,932	(250,838)
Other Revenue	341,944	373,428	312,740	357,007	162,099	234,325	72,226
Total Revenue	7,710,090	7,860,466	6,754,031	7,098,544	6,955,869	6,777,257	(178,612)
Operating Transfers In	5,598,468	80,942	72,561	106,182	1,033,500	593,724	(439,776)
Total Financing Sources	13,308,558	7,941,408	6,826,592	7,204,726	7,989,369	7,370,981	(618,388)
Fund Balance							
Use of / (Contribution to) Fund Balance	(1,751,661)	(150,133)	(11,227)	(865,413)	0	800,000	800,000
Available Reserves					1,885,420	1,950,758	65,338
Total Fund Balance					1,885,420	2,750,758	865,338
Budgeted Staffing*	52	53	49	43	43	47	4

*Data represents final budgeted staffing

MAJOR EXPENDITURES AND REVENUE IN 2015-16 ADOPTED BUDGET

Requirements of \$8.2 million include staffing expenses of \$4.9 million to provide support, oversight, and regulation of all commercial hazardous materials and wastes within the County. Additionally, operating expenses of \$3.2 million represent costs related to the facilities, vehicles support, and various services and supplies. The most significant source of funding for this budget unit is fee/rate revenue of \$6.5 million which includes health fees, permit and inspection fees, and emergency response fees. In addition, operating transfers in of \$593,724 are primarily from County Fire set-asides to fund vehicle and equipment acquisitions.

BUDGET CHANGES AND OPERATIONAL IMPACT

Major changes in requirements include a \$310,000 increase in capital expenditures for the purchase of vehicles/equipment and a \$361,792 decrease in operating transfers out to the capital replacement set-aside fund.

Significant changes in sources include a decrease in CUPA inspection fees and other current service revenue of \$250,838 based on 2014-15 estimates. Additionally, there is a decrease in operating transfers in of \$439,776 primarily due to the use of fund balance in 2015-16 for the records imaging project rather than an additional transfer from the department's set-asides.

ANALYSIS OF FUND BALANCE

The \$800,000 use of fund balance in 2015-16 is a one-time expenditure to fund the records imaging project. This project will convert thousands of paper files into a digital format for more efficient usage and storage. These files contain vital information regarding location and quantities of hazardous materials. After completion of this project, this information will be available to first responders in emergency situations.



2015-16 POSITION SUMMARY*

Division	2014-15 Final Staffing	Adds	Deletes	Re-Orgs	2015-16 Adopted	Limited	Regular
Hazardous Materials	43	5	-1	0	47	4	43
Total	43	5	-1	0	47	4	43

*Detailed classification listing available in Appendix D

STAFFING CHANGES AND OPERATIONAL IMPACT

Staffing expenses of \$4.9 million fund 47 budgeted positions, of which 43 are regular positions and 4 are limited term positions.

Budgeted staffing for 2015-16 is increased by a net 4 positions as follows:

- Deletion of 1 vacant Hazardous Materials Specialist 2/HM Responder Team position.
- Transfer in of 1 Environmental Specialist 4/HM Responder Team position from County Fire’s North Desert Regional Service Zone.
- Addition of 4 limited-term PSE Office Assistants.

These staffing changes are expected to result in additional surveys being conducted to educate business owners on the requirements for obtaining legally required hazardous materials permits and assist them in compliance with the County Ordinance.



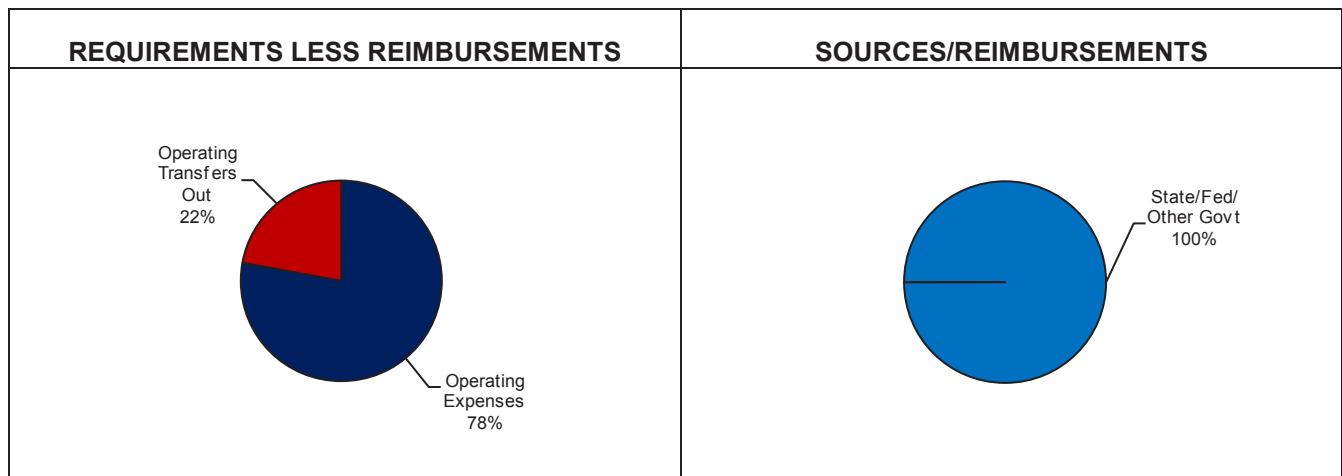
Homeland Security Grant Program

DESCRIPTION OF MAJOR SERVICES

The California Governor’s Office of Emergency Services (Cal OES) operates in accordance with the provisions of the Governor’s Reorganization Plan No. 2 (Government Code Section 8585 (a)(1)), dated May 3, 2012. Since 1999, grant funds have been received through Cal OES (formerly the California Emergency Management Agency) from the Federal Emergency Management Agency (FEMA) for terrorism risk capability assessments and eligible equipment for Emergency First Responders. The Homeland Security Grant Program (HSGP) is one tool amongst a comprehensive set of federal measures administered by Cal OES to help strengthen the state against risks associated with potential terrorist attacks. Cal OES has approved and awarded these grants, and the acceptance of this grant continues San Bernardino County’s effort through the oversight of County Fire to continue implementing the federal grant’s objectives and strategies, and to effectively respond to other catastrophic events.

Budget at a Glance	
Requirements Less Reimbursements	\$5,012,602
Sources/Reimbursements	\$5,012,602
Use of/ (Contribution to) Fund Balance	\$0
Total Staff	0

2015-16 ADOPTED BUDGET



FIRE PROTECTION DISTRICT



ANALYSIS OF 2015-16 ADOPTED BUDGET

GROUP: County Fire
 DEPARTMENT: San Bernardino County Fire Protection District
 FUND: Homeland Security Grant Program

BUDGET UNIT: SME
 FUNCTION: Public Protection
 ACTIVITY: Fire Protection

	2011-12 Actual	2012-13 Actual	2013-14 Actual	2014-15 Actual	2014-15 Final Budget	2015-16 Adopted Budget	Change From 2014-15 Final Budget
Requirements							
Staffing Expenses	0	0	0	0	0	0	0
Operating Expenses	2,847,060	3,237,004	1,776,500	1,506,927	3,012,887	3,904,533	891,646
Capital Expenditures	0	0	0	0	0	0	0
Total Exp Authority	2,847,060	3,237,004	1,776,500	1,506,927	3,012,887	3,904,533	891,646
Reimbursements	0	0	0	0	0	0	0
Total Appropriation	2,847,060	3,237,004	1,776,500	1,506,927	3,012,887	3,904,533	891,646
Operating Transfers Out	882,267	1,309,022	1,234,049	717,990	1,795,644	1,108,069	(687,575)
Total Requirements	3,729,327	4,546,026	3,010,549	2,224,917	4,808,531	5,012,602	204,071
Sources							
Taxes	0	0	0	0	0	0	0
Realignment	0	0	0	0	0	0	0
State, Fed or Gov't Aid	3,741,039	4,682,024	2,846,944	2,280,496	4,808,531	5,011,523	202,992
Fee/Rate	0	0	0	990	0	0	0
Other Revenue	4,301	3,709	1,275	1,296	1,800	1,079	(721)
Total Revenue	3,745,340	4,685,733	2,848,219	2,282,782	4,810,331	5,012,602	202,271
Operating Transfers In	0	0	0	0	0	0	0
Total Financing Sources	3,745,340	4,685,733	2,848,219	2,282,782	4,810,331	5,012,602	202,271
Fund Balance							
Use of / (Contribution to) Fund Balance	(16,013)	(139,707)	162,330	(57,865)	(1,800)	0	1,800
Available Reserves					50,749	108,314	57,565
Total Fund Balance					48,949	108,314	59,365
Budgeted Staffing*	0	0	0	0	0	0	0

*Data represents final budgeted staffing

MAJOR EXPENDITURES AND REVENUE IN 2015-16 ADOPTED BUDGET

Requirements of \$5.0 million include operating expenses of \$3.9 million for payments to grant sub-recipients (\$2.0 million to other County Fire budget units; \$1.9 million to various law enforcement agencies and fire jurisdictions) for various projects that align with the stated goals of the HSGP. Operating transfers out of \$1.1 million are primarily to the following County entities: Sheriff/Coroner/Public Administrator, Public Health, ICEMA, and other County departments for grant expenditures related to terrorism risk capability assessments and eligible equipment. Sources of \$5.0 million include funding from FEMA, through Cal OES, for the HSGP.

BUDGET CHANGES AND OPERATIONAL IMPACT

The net increase in both requirements and sources of approximately \$200,000 is due to additional funding anticipated from the 2015 HSGP award.

ANALYSIS OF FUND BALANCE

Use of fund balance is not budgeted for 2015-16.

STAFFING CHANGES AND OPERATIONAL IMPACT

There is no staffing associated with this budget unit.



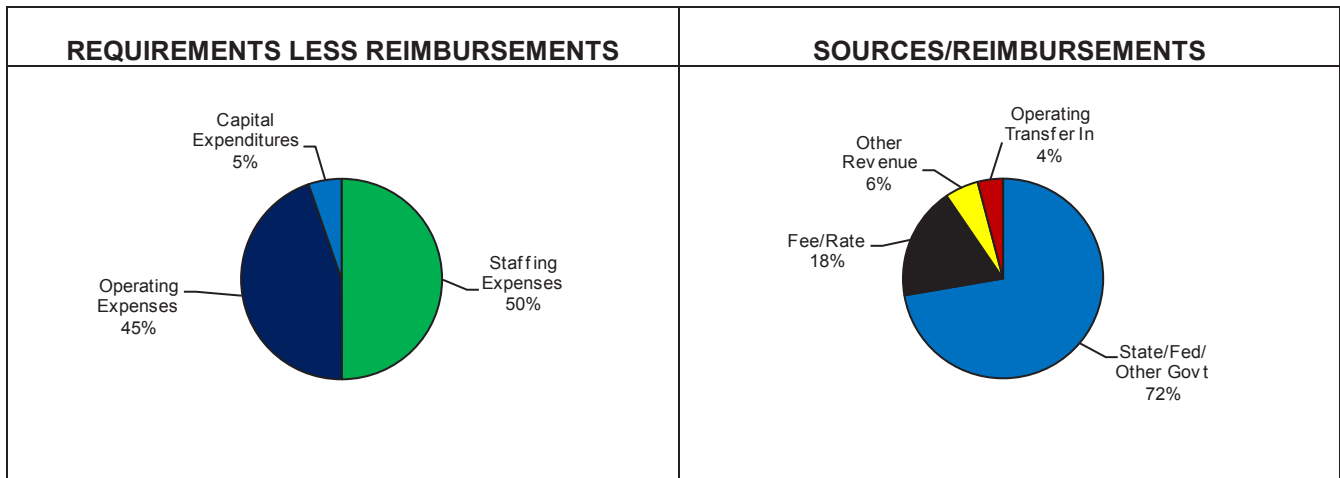
Household Hazardous Waste

DESCRIPTION OF MAJOR SERVICES

County Fire is an all-risk department that provides a nationally recognized award-winning program for management of Household Hazardous Waste (HHW). These full service activities include the collection, packaging, transportation, re-use, recycling and ultimate environmentally safe disposal of HHW. The program re-uses or recycles hundreds of thousands of pounds of waste paint, used oil, batteries, pesticides and other household chemicals that cannot be put down the drain or be dumped in the landfill. The program also conducts public education programs and activities to reduce or eliminate the impact of these hazardous wastes on public health and the environment. The program contracts with every city and town in the County, except the City of Fontana, to make these services available to almost every resident within the County.

Budget at a Glance	
Requirements Less Reimbursements	\$3,097,200
Sources/Reimbursements	\$3,097,200
Use of/ (Contribution to) Fund Balance	\$0
Total Staff	33

2015-16 ADOPTED BUDGET



FIRE PROTECTION DISTRICT



ANALYSIS OF 2015-16 ADOPTED BUDGET

GROUP: County Fire
 DEPARTMENT: San Bernardino County Fire Protection District
 FUND: Household Hazardous Waste

BUDGET UNIT: FHH
 FUNCTION: Public Protection
 ACTIVITY: Fire Protection

	2011-12 Actual	2012-13 Actual	2013-14 Actual	2014-15 Actual	2014-15 Final Budget	2015-16 Adopted Budget	Change From 2014-15 Final Budget
Requirements							
Staffing Expenses	1,389,489	1,336,475	1,391,478	1,408,448	1,544,327	1,546,333	2,006
Operating Expenses	1,345,165	1,172,790	1,390,506	1,471,947	1,504,553	1,385,867	(118,686)
Capital Expenditures	0	9,672	128,786	106,592	201,000	165,000	(36,000)
Total Exp Authority	2,734,654	2,518,937	2,910,770	2,986,987	3,249,880	3,097,200	(152,680)
Reimbursements	0	0	0	0	0	0	0
Total Appropriation	2,734,654	2,518,937	2,910,770	2,986,987	3,249,880	3,097,200	(152,680)
Operating Transfers Out	0	0	75,079	122,742	122,742	0	(122,742)
Total Requirements	2,734,654	2,518,937	2,985,849	3,109,729	3,372,622	3,097,200	(275,422)
Sources							
Taxes	0	0	4,507	11,801	0	0	0
Realignment	0	0	0	0	0	0	0
State, Fed or Gov't Aid	2,281,418	2,174,399	2,301,070	2,440,978	2,495,531	2,239,134	(256,397)
Fee/Rate	542,304	622,089	627,206	581,298	572,591	563,509	(9,082)
Other Revenue	(865)	176,850	187,207	176,530	169,500	167,557	(1,943)
Total Revenue	2,822,857	2,973,338	3,119,990	3,210,607	3,237,622	2,970,200	(267,422)
Operating Transfers In	69,946	3,258	500	36,470	135,000	127,000	(8,000)
Total Financing Sources	2,892,803	2,976,596	3,120,490	3,247,077	3,372,622	3,097,200	(275,422)
Fund Balance							
Use of / (Contribution to) Fund Balance	(158,149)	(457,659)	(134,641)	(137,348)	0	0	0
Available Reserves					750,779	888,127	137,348
Total Fund Balance					750,779	888,127	137,348
Budgeted Staffing*	44	36	33	33	33	33	0

*Data represents final budgeted staffing

MAJOR EXPENDITURES AND REVENUE IN 2015-16 ADOPTED BUDGET

Requirements of \$3.1 million include staffing expenses of \$1.5 million to provide full service activities for the collection, packaging, transportation, re-use, recycling and ultimate environmentally safe disposal of HHW. Operating expenses of \$1.4 million support the operations and administrative support to fulfill contracts with every city and town in the County, with the exception of the City of Fontana, to ensure that these services are available to virtually all residents within the County. The primary sources of funding include \$2.2 million from participating contract cities and \$563,509 of fee revenue.

BUDGET CHANGES AND OPERATIONAL IMPACT

Requirements and sources are each decreasing by \$275,422 primarily due to completion of the Big Bear facility upgrade project, funded by a state grant, in the prior fiscal year.

ANALYSIS OF FUND BALANCE

Use of fund balance is not budgeted for 2015-16.



2015-16 POSITION SUMMARY*

Division	2014-15 Final Staffing	Adds	Deletes	Re-Orgs	2015-16 Adopted	Limited	Regular
Household Hazardous Waste	33	0	0	0	33	14	19
Total	33	0	0	0	33	14	19

*Detailed classification listing available in Appendix D

STAFFING CHANGES AND OPERATIONAL IMPACT

Staffing expenses of \$1.5 million fund 33 budgeted positions of which 19 are regular positions and 14 are limited term positions.

There are no budgeted staffing changes for 2015-16.



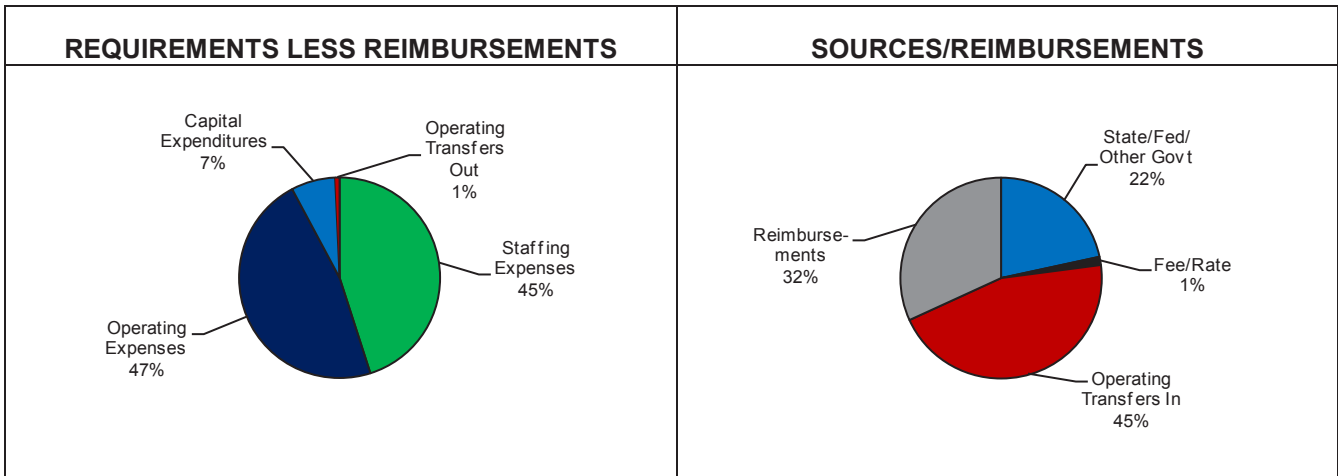
Office of Emergency Services

DESCRIPTION OF MAJOR SERVICES

County Fire is an all-risk department providing emergency management and disaster planning and coordination throughout the County through its Office of Emergency Services (OES). OES functions as the Lead Agency for the San Bernardino County Operational Area (OA). While County OES does not directly manage field operations, it ensures the coordination of disaster response and recovery efforts through day-to-day program management and during a disaster or emergency. As part of disaster preparation, response, and mitigation, OES specifically provides support and assistance to all 24 cities and towns, as well as all the unincorporated portions of the County. It is the single point of contact for the California Governor’s Office of Emergency Services (Cal OES) for all County activities. OES manages numerous grants totaling millions of dollars such as the Homeland Security Grant Program (HSGP) and the Emergency Management Performance Grant (EMPG), among many others. OES is also responsible for developing and implementing numerous Countywide plans such as the Hazard Mitigation Plan, the Mass Care and Shelter Plan, and the Catastrophic Recovery Plan. OES also coordinates various task forces and boards such as the County’s Flood Area Safety Taskforce.

Budget at a Glance	
Requirements Less Reimbursements	\$4,205,231
Sources/Reimbursements	\$4,205,231
Use of/ (Contribution to) Fund Balance	\$0
Total Staff	19

2015-16 ADOPTED BUDGET



ANALYSIS OF 2015-16 ADOPTED BUDGET

GROUP: County Fire
DEPARTMENT: San Bernardino County Fire Protection District
FUND: Office of Emergency Services

BUDGET UNIT: FES
FUNCTION: Public Protection
ACTIVITY: Fire Protection

	2011-12 Actual	2012-13 Actual	2013-14 Actual	2014-15 Actual	2014-15 Final Budget	2015-16 Adopted Budget	Change From 2014-15 Final Budget
Requirements							
Staffing Expenses	1,437,143	1,325,559	1,340,296	1,561,777	1,676,306	1,893,964	217,658
Operating Expenses	740,087	1,111,341	1,386,984	1,738,651	1,787,748	1,983,515	195,767
Capital Expenditures	8,016	21,660	77,448	0	150,000	298,255	148,255
Total Exp Authority	2,185,245	2,458,560	2,804,728	3,300,428	3,614,054	4,175,734	561,680
Reimbursements	(668,308)	(967,650)	(709,700)	(937,190)	(1,226,000)	(1,338,906)	(112,906)
Total Appropriation	1,516,937	1,490,910	2,095,028	2,363,238	2,388,054	2,836,828	448,774
Operating Transfers Out	0	0	0	0	0	29,497	29,497
Total Requirements	1,516,937	1,490,910	2,095,028	2,363,238	2,388,054	2,866,325	478,271
Sources							
Taxes	0	0	0	0	0	0	0
Realignment	0	0	0	0	0	0	0
State, Fed or Gov't Aid	331,882	532,594	634,929	795,368	714,631	908,610	193,979
Fee/Rate	0	0	105,000	55,000	55,000	55,000	0
Other Revenue	616,899	8,132	6,858	30,114	17,195	1,487	(15,708)
Total Revenue	948,780	540,726	746,787	880,482	786,826	965,097	178,271
Operating Transfers In	1,240,296	776,399	1,259,195	1,617,184	1,601,228	1,901,228	300,000
Total Financing Sources	2,189,076	1,317,125	2,005,982	2,497,666	2,388,054	2,866,325	478,271
Fund Balance							
Use of / (Contribution to) Fund Balance	(672,139)	173,785	89,046	(134,428)	0	0	0
Available Reserves					438,072	594,618	156,546
Total Fund Balance					438,072	594,618	156,546
Budgeted Staffing*	19	17	17	19	19	19	0

*Data represents final budgeted staffing

MAJOR EXPENDITURES AND REVENUE IN 2015-16 ADOPTED BUDGET

Requirements of \$2.9 million include staffing expenses of \$1.9 million to provide emergency management and disaster planning and coordination throughout the San Bernardino County Operational Area. Operating expenses of \$2.0 million represent support and assistance to all 24 cities and towns, as well as all the unincorporated portions of the County, and include costs related to the facilities, vehicle services, grants, and services/supplies. These expenses are partially offset through reimbursements of \$1.3 million primarily from the Homeland Security Grant Program. The most significant source of funding for this budget unit is \$1.9 million of operating transfers in from the County General Fund.

BUDGET CHANGES AND OPERATIONAL IMPACT

The net increase in requirements of \$478,271 is primarily due to the following:

- \$217,658 increase in staffing expenses primarily from higher salary steps, retirement rate adjustments, additional leave cash-outs, and conversion of 3 contract positions to regular positions.
- \$195,767 increase in operating expenses primarily resulting from additional professional services and increased charges from the County's Information Services Department.

The net increase in sources of \$478,271 is primarily the result of an additional \$300,000 of County General Fund support for non-grant funded costs such as the WebEOC and supervision of the volunteer program.

ANALYSIS OF FUND BALANCE

Use of fund balance is not budgeted for 2015-16.



2015-16 POSITION SUMMARY*

Division	2014-15 Final Staffing	Adds	Deletes	Re-Orgs	2015-16 Adopted	Limited	Regular
Office of Emergency Services	15	2	-2	0	15	0	15
Budget and Fiscal Services	4	1	-1	0	4	0	4
Total	19	3	-3	0	19	0	19

*Detailed classification listing available in Appendix D

STAFFING CHANGES AND OPERATIONAL IMPACT

Staffing expenses of \$1.9 million fund 19 budgeted regular positions.

Although there is no net change in budgeted staffing, the 2015-16 budget includes conversion of the following positions from contract to regular in an effort to attract and retain qualified candidates for the purposes of having a more stable workforce:

- Addition of 2 Emergency Services Officers.
- Addition of 1 Accounting Technician.
- Deletion of 2 Contract Emergency Services Officers.
- Deletion of 1 Contract Accounting Technician.



San Bernardino County Fire Protection District 2015-16 Termination Benefits and Capital Replacement Set-Asides

Description	Fund/Dept	Requirements	Sources	Fund Balance		
				Use of / (Contribution to) Fund Balance	Available Reserves	Total Fund Balance
Termination Benefits	FTR 106	0	20,000	(20,000)	6,172,466	6,152,466
Capital Replacement:						0
SBCFPD - General	FAR 106	5,927,880	362,552	5,565,328	2,755,487	8,320,815
SBCFPD - Fire Training Tower	CRE 106	473,447	500	472,947	0	472,947
Mountain Regional Service Zone	FMR 600	1,866,377	8,000	1,858,377	0	1,858,377
North Desert Regional Service Zone	FNR 590	2,136,580	10,000	2,126,580	962,236	3,088,816
South Desert Regional Service Zone	FSR 610	525,886	1,000	524,886	0	524,886
Valley Regional Service Zone	FVR 580	3,677,855	14,000	3,663,855	195,412	3,859,267
Hazmat - General	FHR 107	2,167,000	25,000	2,142,000	5,436,931	7,578,931
Hazmat (CUPA Statewide Penalties)	FKE 107	141,624	2,000	139,624	1,989,634	2,129,258
Hazmat (CUPA Admin Penalties)	FKF 107	0	50	(50)	24,608	24,558
Hazmat (Statewide Tank Penalties)	FKT 107	17,100	700	16,400	236,520	252,920
Total Capital Replacement Set-Asides		16,933,749	423,802	16,509,947	11,600,828	28,110,775
Total Term Benefits and Capital Replacement Set-Asides		16,933,749	443,802	16,489,947	17,773,294	34,263,241

TERMINATION BENEFITS AND CAPITAL REPLACEMENT SET-ASIDES

Termination Benefits and Capital Replacement Set-Asides are funded with one-time sources of revenue. The amount set-aside for Termination Benefits provides a funding source to offset costs incurred for employee termination benefits. Capital Replacement Set-Asides are for established specific capital projects or future capital needs, as well as for the purchase of new/replacement vehicles and other equipment.

The \$16.5 million of fund balance budgeted for use in 2015-16 includes \$8.5 million for County Fire's portion of the 800 MHz Project, \$1.7 million for Hazmat's share of County Fire's new Training Facility, and \$1.0 million to help fund County Fire's 2015-16 operational costs. The other \$5.3 million will be used primarily for various capital improvement projects and vehicle/equipment purchases.

The 2015-16 budget includes requirements of (\$341,641) in Termination Benefits Set-Asides for a contribution from County Fire operating funds to replenish this set-aside. Rather than displaying this amount in requirements, the (\$341,641) is reflected in the above table as a reduction in available reserves for Termination Benefits.

